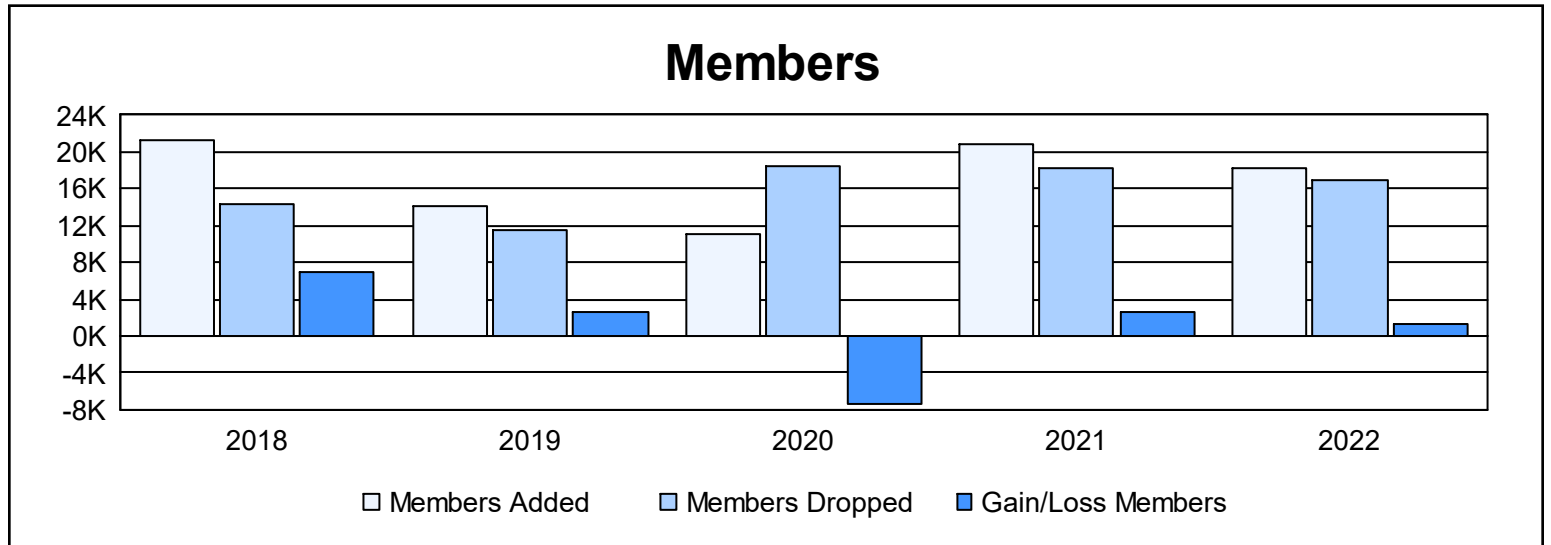
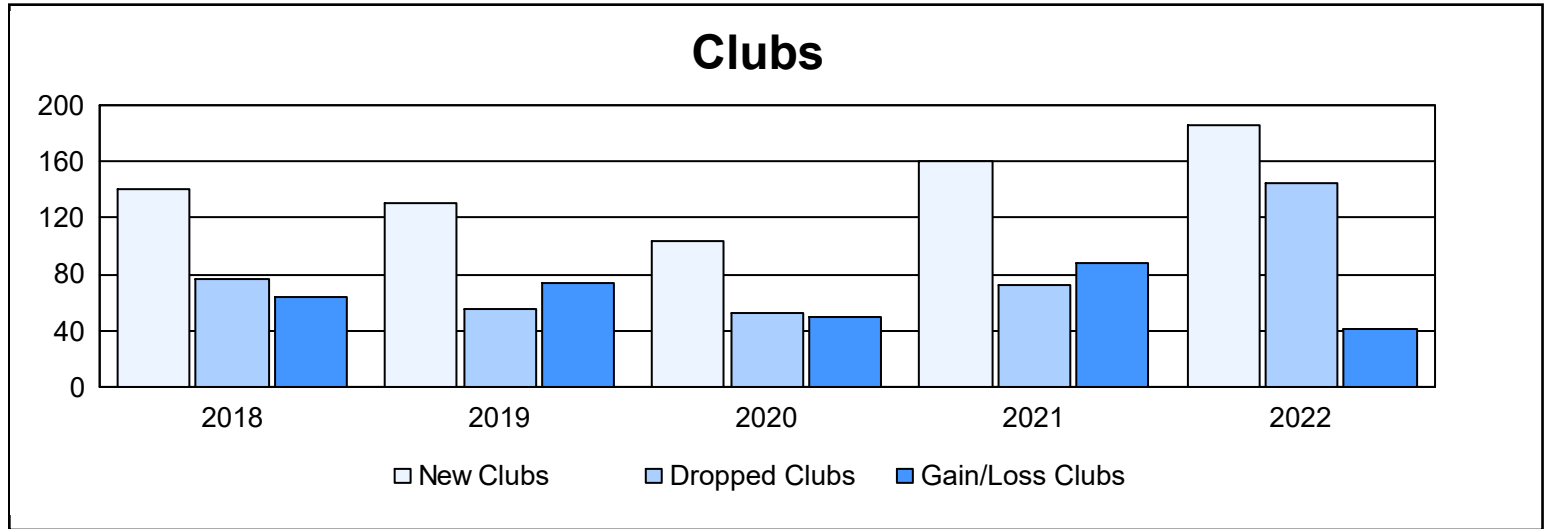
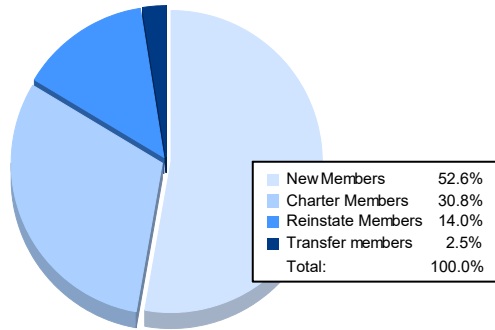


Year	New Clubs	Dropped Clubs	Gain/ Loss Clubs	New Members	Charter Members	Reinstate Members	Transfer Members	Total Member Added	Total Members Dropped	Gain/ Loss Members
2017-2018	140	76	64	15,190	3,826	1,980	315	21,311	14,409	6,902
2018-2019	130	56	74	9,079	3,902	1,017	145	14,143	11,585	2,558
2019-2020	103	53	50	6,674	2,892	1,223	309	11,098	18,446	-7,348
2020-2021	160	72	88	11,941	4,828	3,341	695	20,805	18,245	2,560
2021-2022	185	144	41	9,610	5,629	2,561	453	18,253	16,910	1,343
<b>Average</b>	<b>144</b>	<b>80</b>	<b>63</b>	<b>10,499</b>	<b>4,215</b>	<b>2,024</b>	<b>383</b>	<b>17,122</b>	<b>15,919</b>	<b>1,203</b>



### Membership Composition June 2022 Cumulative



### Gender Composition June 2022 Cumulative

